



Tutor plus

- Aluminum material in powder coating.
- Lumileds COB, Ra>90, CCT 3000/4000/5000K in option,3SDCM
- Build-in driver without track box or Polycarbonate track box with drop-in driver in option.
- Philips driver, PF>0.95, Triac / 0-10v / DALI in option.
- Spot / Medium / Flood LENS in option, changeable in the field.
- Elliptic / Soft light / Frosted focus optic filter in option.
- Easy change on the accessory by removing the baffle.
- Black / Soft Gold / White baffle in option.
- 3 phase track and 1 phase track adaptor are available.




14°/ 16°/ 18°



20°/ 24°/ 28°

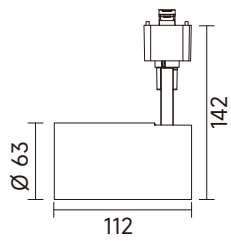


38°/ 40°/ 42°



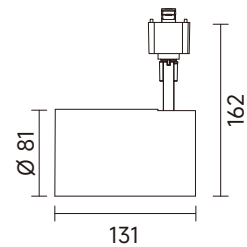
Oval

TRIAC LED IP20 RA>80 RA>90



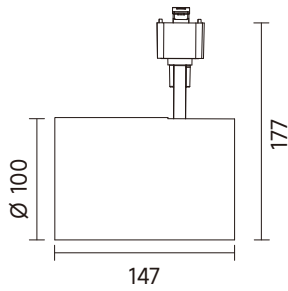
CODE	Watts	CCT	Beam	Lumen
16047L-082S	8W	WL 2700K	14°	513 lm
16047L-082M	8W	WL 2700K	22°	565 lm
16047L-082L	8W	WL 2700K	38°	508 lm
16047L-083S	8W	WL 3000K	14°	580 lm
16047L-083M	8W	WL 3000K	22°	583 lm
16047L-083L	8W	WL 3000K	38°	524 lm
16047L-084S	8W	NL 4000K	14°	638 lm
16047L-084M	8W	NL 4000K	22°	641 lm
16047L-084L	8W	NL 4000K	38°	576 lm

TRIAC LED IP20 RA>80 RA>90



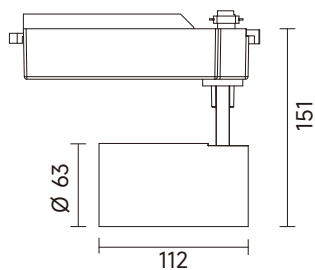
CODE	Watts	CCT	Beam	Lumen
16147L-132S	13W	WL 2700K	16°	870 lm
16147L-132M	13W	WL 2700K	22°	895 lm
16147L-132F	13W	WL 2700K	42°	808 lm
16147L-133S	13W	WL 3000K	16°	897 lm
16147L-133M	13W	WL 3000K	22°	923 lm
16147L-133F	13W	WL 3000K	42°	833 lm
16147L-134S	13W	NL 4000K	16°	986 lm
16147L-134M	13W	NL 4000K	22°	1015 lm
16147L-134F	13W	NL 4000K	42°	916 lm

TRIAC LED IP20 RA>80 RA>90



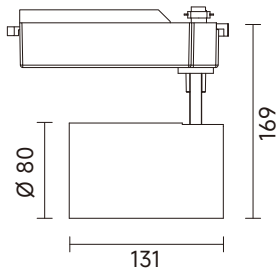
CODE	Watts	CCT	Beam	Lumen
16247L-252S	25W	WL 2700K	16°	1723 lm
16247L-252M	25W	WL 2700K	24°	1884 lm
16247L-252L	25W	WL 2700K	38°	1881 lm
16247L-253S	25W	WL 3000K	16°	1983 lm
16247L-253M	25W	WL 3000K	24°	1943 lm
16247L-253L	25W	WL 3000K	38°	1940 lm
16247L-254S	25W	NL 4000K	16°	2181 lm
16247L-254M	25W	NL 4000K	24°	2137 lm
16247L-254L	25W	NL 4000K	38°	2134 lm

DALI TRIAC LED IP20 0-10V RA>80 RA>90



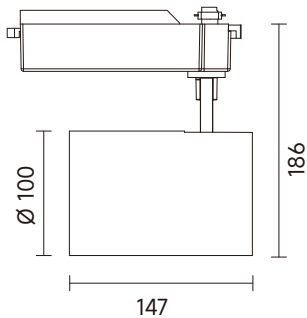
CODE	Watts	CCT	Beam	Lumen
16047P-122S	12W	WL 2700K	14°	619 lm
16047P-122M	12W	WL 2700K	22°	680 lm
16047P-122L	12W	WL 2700K	38°	629 lm
16047P-123S	12W	WL 3000K	14°	721 lm
16047P-123M	12W	WL 3000K	22°	710 lm
16047P-123L	12W	WL 3000K	38°	649 lm
16047P-124S	12W	NL 4000K	14°	793 lm
16047P-124M	12W	NL 4000K	22°	781 lm
16047P-124L	12W	NL 4000K	38°	714 lm

DALI TRIAC LED IP20 0-10V RA>80 RA>90



CODE	Watts	CCT	Beam	Lumen
16147P-202S	20W	WL 2700K	16°	1158 lm
16147P-202M	20W	WL 2700K	22°	1192 lm
16147P-202F	20W	WL 2700K	42°	1083 lm
16147P-203S	20W	WL 3000K	16°	1194 lm
16147P-203M	20W	WL 3000K	22°	1229 lm
16147P-203F	20W	WL 3000K	42°	1117 lm
16147P-204S	20W	NL 4000K	16°	1313 lm
16147P-204M	20W	NL 4000K	22°	1352 lm
16147P-204F	20W	NL 4000K	42°	1228 lm

DALI TRIAC LED IP20 0-10V RA>80 RA>90



CODE	Watts	CCT	Beam	Lumen
16247P-302S	30W	WL 2700K	16°	2501 lm
16247P-302M	30W	WL 2700K	22°	2441 lm
16247P-302L	30W	WL 2700K	40°	2372 lm
16247P-303S	30W	WL 3000K	16°	2579 lm
16247P-303M	30W	WL 3000K	22°	2517 lm
16247P-303L	30W	WL 3000K	40°	2446 lm
16247P-304S	30W	NL 4000K	16°	2836 lm
16247P-304M	30W	NL 4000K	22°	2768 lm
16247P-304L	30W	NL 4000K	40°	2690 lm